



Respect = Justice = Integrity = Honesty = Saothar

Coláiste na Mí

Progression Report

Class of 2023

Kindness = Honour = Teamwork = Responsibility



Tel: 046 9012130
Email: colaistenami@lmetb.ie
www.colaistenami.ie
Johnstown Educational Campus,
Johnstown, Navan, Co. Meath, C15 T028

Find us on X, Facebook and Instagram

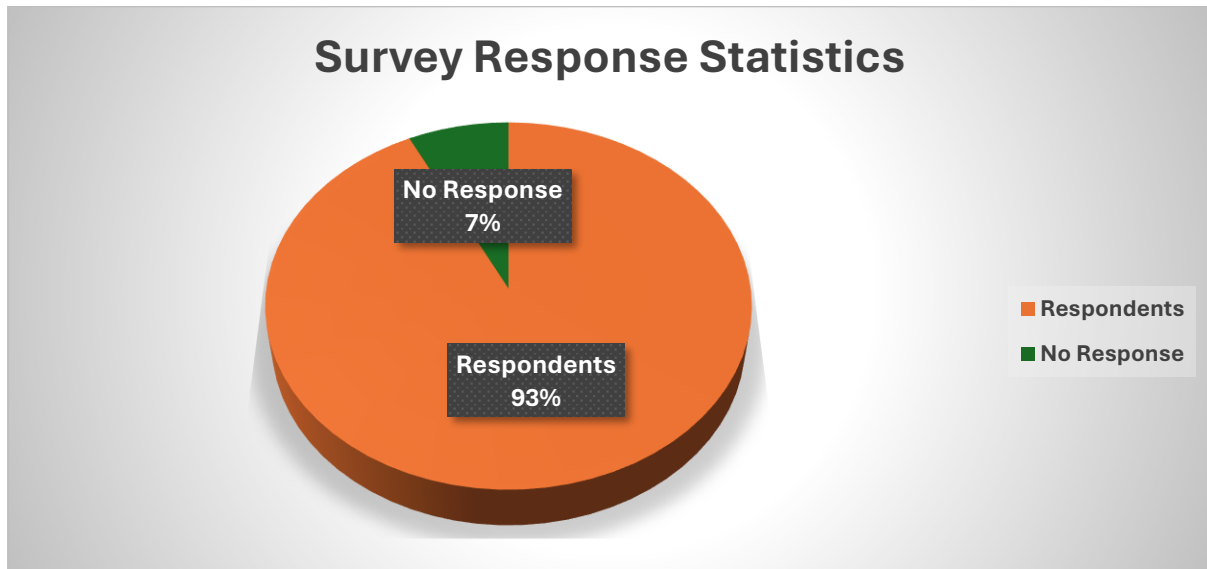


Contents

Respondents to the Survey	3
Traditional Leaving Certificate	4
Data for the Traditional Leaving Cert	4
Traditional Leaving Cert Progression	5
Class breakdown.....	6
Trends in Traditional Leaving Cert Progression.....	7
University Breakdown	9
Course Selection.....	10
Trends in University Progression	11
Post Leaving Cert College breakdown	13
PLC Course Choices.....	14
PLC Trends 2020-2023.....	15
Apprenticeships	16
Trends in Apprenticeships	17
Leaving Certificate Applied Progression	18
Leaving Cert Applied Trends.....	19
SUSI and Scholarships	20
Conclusions and Recommendations	21
Universities	21
Institute of Technologies.....	21
Post Leaving Cert Colleges	21
International Universities.....	21
Apprenticeships	21

Respondents to the Survey

One hundred and fifty students sat the Leaving Cert in Coláiste na Mí. One hundred and forty one sat the Traditional Leaving Cert with nine sitting the Leaving Cert Applied exams. Of the one hundred and fifty students, one hundred and thirty nine took part in this survey.

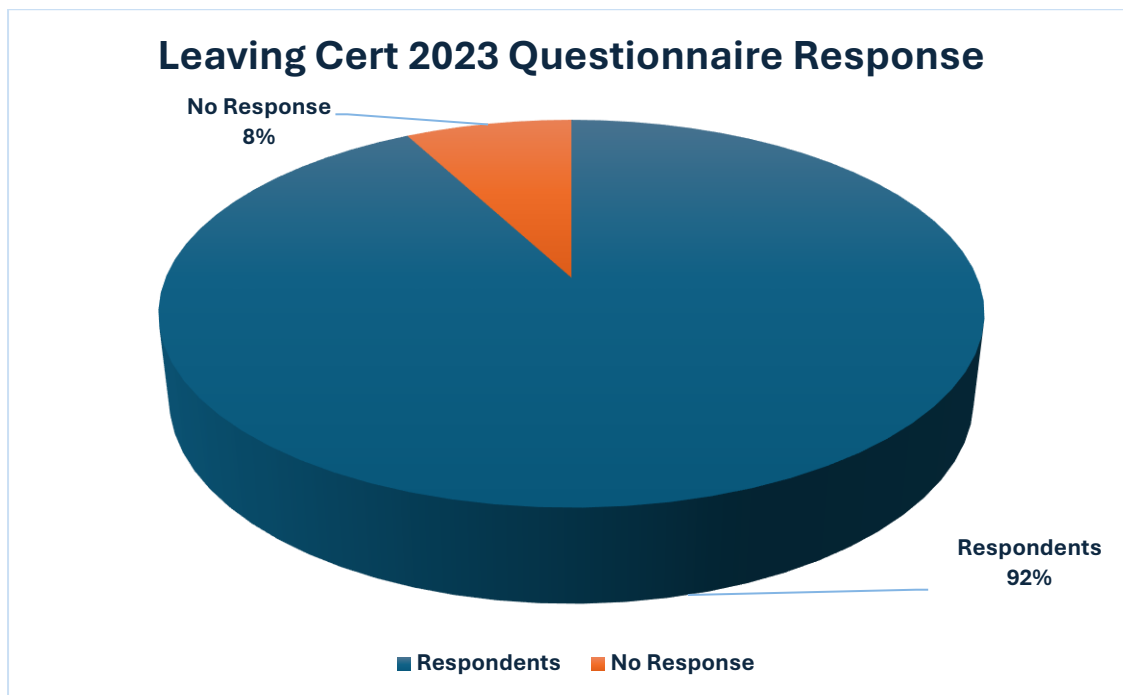


Traditional Leaving Certificate

Data for the Traditional Leaving Cert

One hundred and forty-one students sat the Traditional Leaving Certificate in Colaiste na Mí in 2023. From this number, the progression of one hundred and thirty students was tracked. The following data for the Traditional Leaving Certificate is based on this.

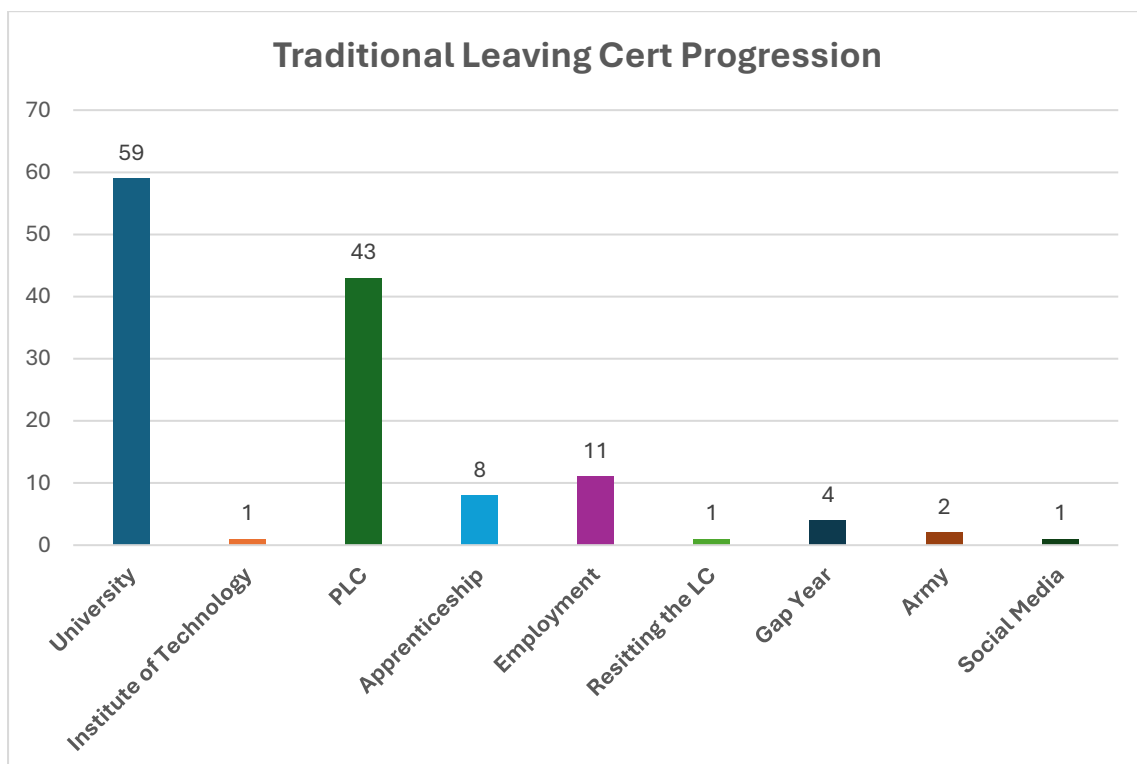
Traditional Leaving Cert	Students	% Students
Respondents	130	92%
No Response	11	8%
Total	141	100%



Traditional Leaving Cert Progression

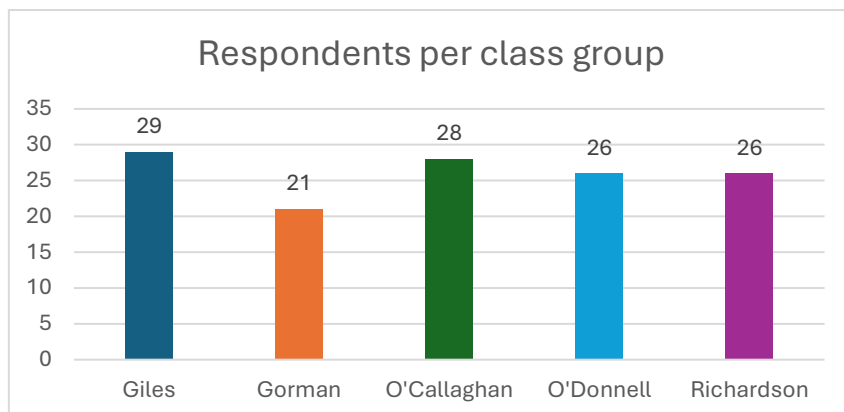
The charts below show that approximately 79% went on to third-level education, with a further 6% in apprenticeships, totalling 85% overall.

Progression	Students	Percentage
University	59	45%
Institute of Technology	1	1%
PLC	43	33%
Apprenticeship	8	6%
Employment	11	8%
Resitting the LC	1	1%
Gap Year	4	3%
Army	2	2%
Social Media	1	1%
Total	130	100%



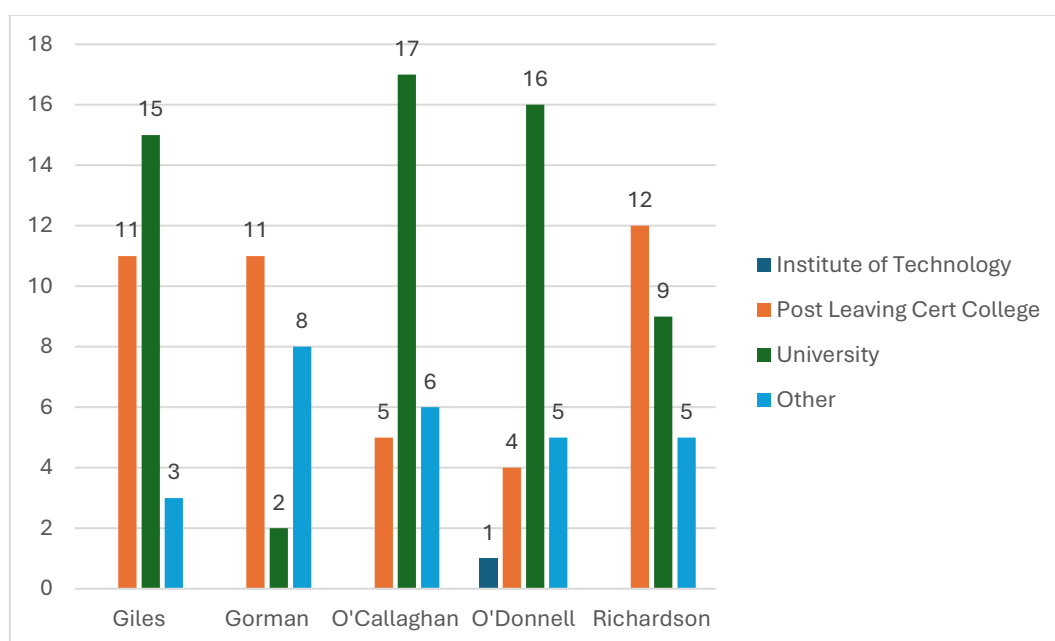
Class breakdown

The following is a breakdown of the respondents per class group;



From the above respondents, the breakdown for third-level progression for each class group is as follows;

Class Group	Institute of Technology	Post Leaving Cert College	University	Other	Grand Total
Giles		11	15	3	29
Gorman		11	2	8	21
O'Callaghan		5	17	6	28
O'Donnell	1	4	16	5	26
Richardson		12	9	5	26
Grand Total	1	43	59	27	130

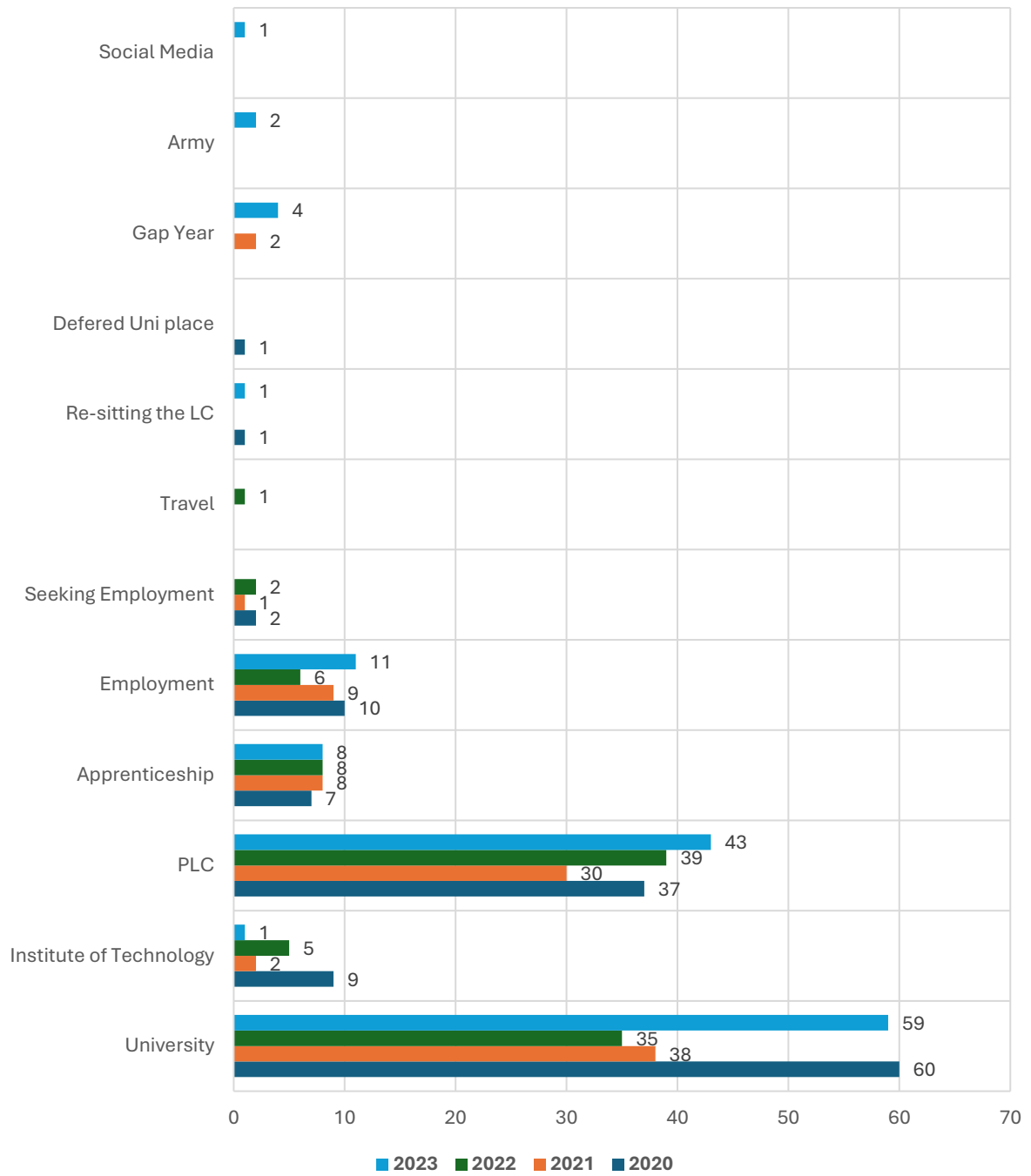


Trends in Traditional Leaving Cert Progression

The trends regarding progression over the last few years have been fairly consistent, except for the number of students attending Institutes of Technology, mainly DKIT. The popularity of PLCs continues to grow. For the first time this year, two students are starting their careers in the Irish Army, and we have our first social media influencer.

Progression	2020	2020%	2021	2021%	2022	2022%	2023	2023%
University	60	47%	38	42%	35	36%	59	45%
Institute of Technology	9	7%	2	2%	5	5%	1	1%
PLC	37	29%	30	33%	39	41%	43	33%
Apprenticeship	7	6%	8	9%	8	8%	8	6%
Employment	10	8%	9	10%	6	6%	11	8%
Seeking Employment	2	2%	1	1%	2	2%		0%
Travel		0%		0%	1	1%		0%
Re-sitting the LC	1	1%		0%		0%	1	1%
Defered Uni place	1	1%		0%		0%		0%
Gap Year		0%	2	2%		0%	4	3%
Army		0%		0%		0%	2	2%
Social Media		0%		0%		0%	1	1%
Total	127	100%	90	100%	96	100%	130	100%

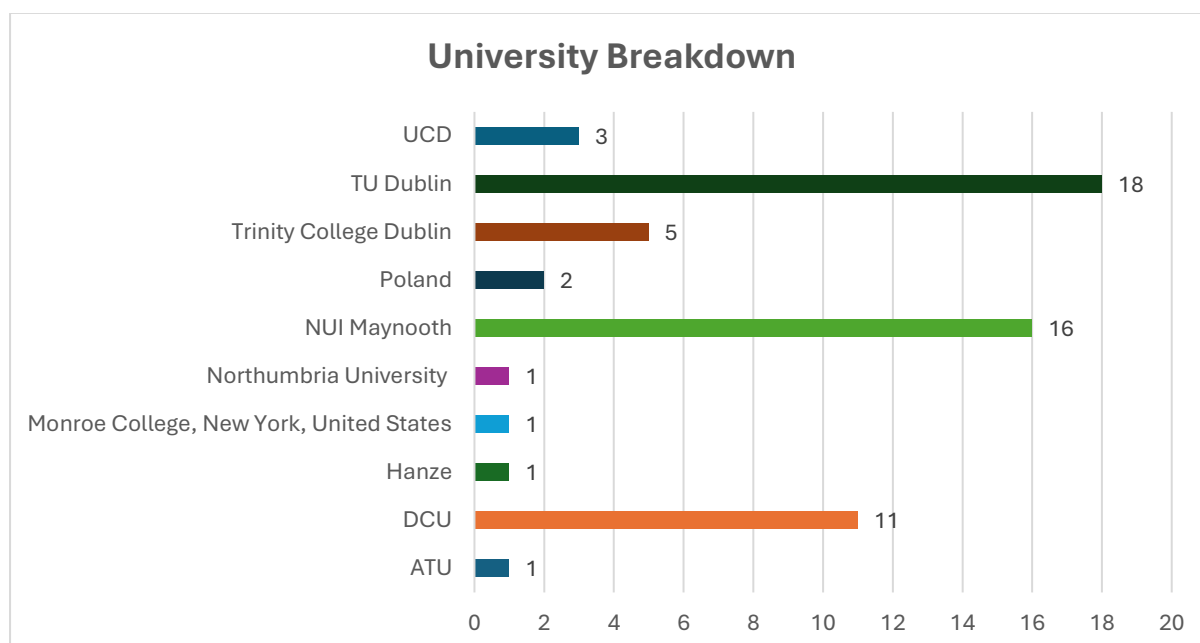
Progression Trends 2020-2023



University Breakdown

As the following tables show, NUI Maynooth, DCU and TU Dublin continue to be our main University progression routes, accounting for over 76% of our student progression.

University	Students	Percentage
ATU	1	1.69%
DCU	11	18.64%
Hanze	1	1.69%
Monroe College, New York, United States	1	1.69%
Northumbria University	1	1.69%
NUI Maynooth	16	27.12%
Poland	2	3.39%
Trinity College Dublin	5	8.47%
TU Dublin	18	30.51%
UCD	3	5.08%
Total	59	100.00%



Course Selection

This year has seen a move away from Business, with Science becoming a popular option. NUI Maynooth offers an excellent general Science degree before you specialise in an area, and our students are now availing themselves of this pathway. Business, Engineering, and Arts continue to be popular, with separate Marketing courses starting to trend on this data.

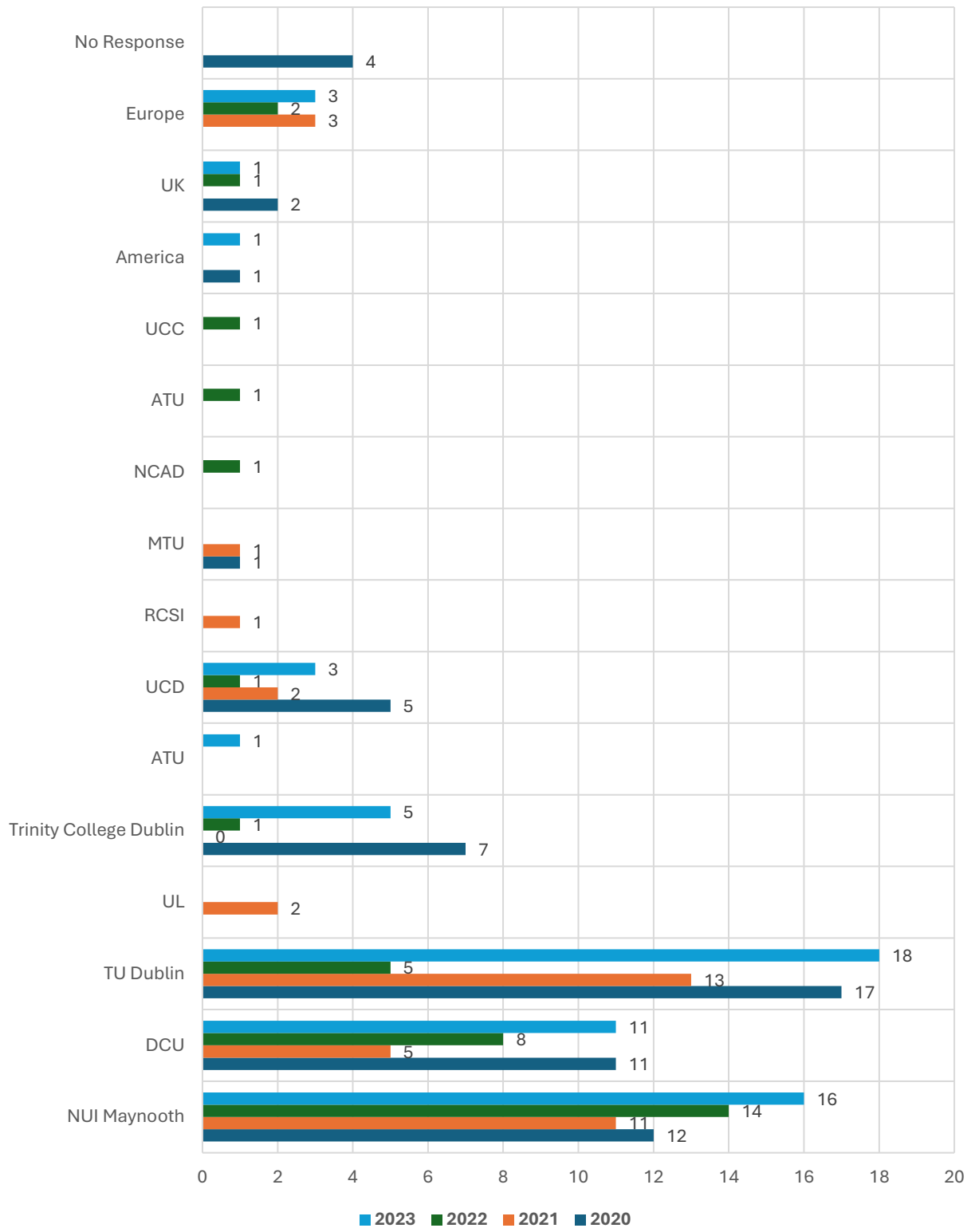
Course	Students
Science	11
Arts	5
Business	4
Engineering	4
Accounting	2
Digital Marketing	2
Law	2
Medicine	2
No Response	2
Nursing	2
Architectural Techonolgy	1
Architecture	1
Art	1
Arts	1
Computer Science	1
Creative Writing	1
Culinary Science	1
Culinary Science	1
Cybersecurity	1
Early and Modern Irish	1
Early Childhood Studies	1
Food and Agribusiness	1
Geography and Human Development	1
International Hospitality	1
Interior Design	1
Maths and Statistics	1
Mechatronic Engineering	1
Modern Languages	1
Product Design	1
Science Education	1
Sports Management	1
Sports Management	1
Tourism	1
Total	59

Trends in University Progression

In recent years, the demand for TU, DCU, and NUI Maynooth has continued at a steady pace. These Universities all remain within commuting distance of Navan. The option to attend University in Europe is continuing at a steady pace. This is due to the low fees and easier entry requirements, especially in the fields of Medicine and Physiotherapy. Some students also choose to study in their native countries. The number of students attending university in the UK continues to decrease. This is due to the UK leaving the EU and Irish students now having to pay International Fees to study there.

University	2020	2020%	2021	2021%	2022	2022%	2023	2023%
NUI Maynooth	12	20%	11	29%	14	40%	16	27%
DCU	11	18%	5	13%	8	23%	11	19%
TU Dublin	17	28%	13	34%	5	14%	18	31%
UL		0%	2	5%		0%		
Trinity College Dublin	7	12%	0	0%	1	3%	5	8%
ATU		0%		0%		0%	1	2%
UCD	5	8%	2	5%	1	3%	3	5%
RCSI		0%	1	3%		0%		
MTU	1	2%	1	3%		0%		
NCAD		0%			1	3%		
ATU					1	3%		
UCC		0%		0%	1	3%		0%
America	1	2%		0%		0%	1	2%
UK	2	3%		0%	1	3%	1	2%
Europe		0%	3	8%	2	6%	3	5%
No Response	4	7%				0%		
Total	60	100%	38	100%	35	100%	59	100%

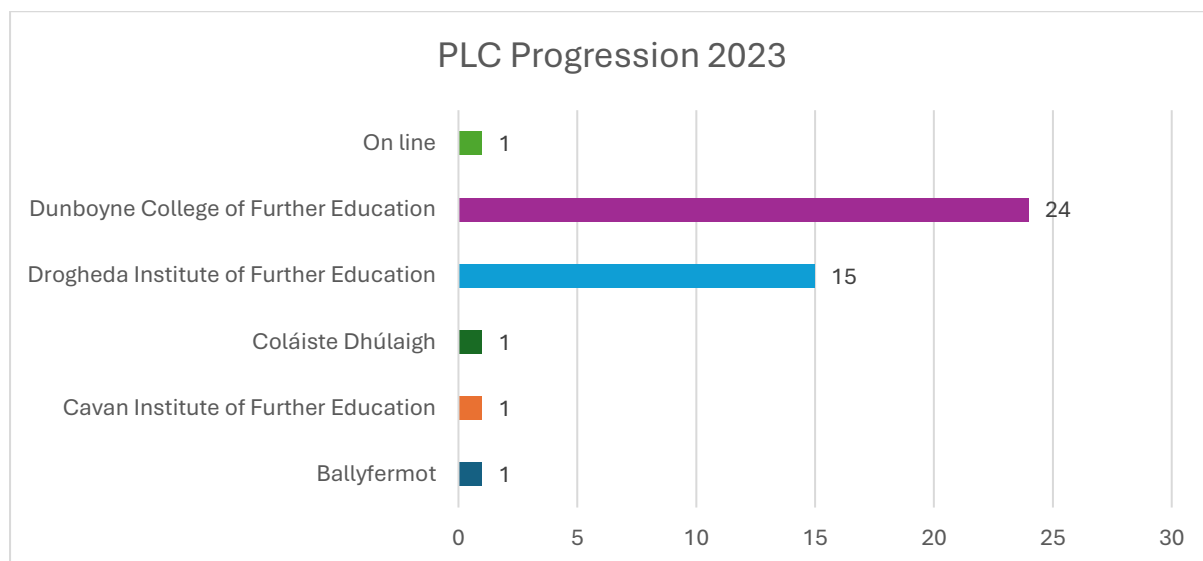
University Trends 2020-2023



Post Leaving Cert College breakdown

The majority of our students choose to attend PLC colleges within the commuter belt of the school area. The main PLC progression colleges are Drogheda College of Further Education and Dunboyne College of Further Education. Together, these colleges contribute to 91% of our students' progression.

Post Leaving Cert College	Students	Percentage
Ballyfermot	1	2.33%
Cavan Institute of Further Education	1	2.33%
Coláiste Dhúlaigh	1	2.33%
Drogheda Institute of Further Education	15	34.88%
Dunboyne College of Further Education	24	55.81%
On line	1	2.33%
Total	43	1



PLC Course Choices

There is a large variety of courses applied for through the PLC colleges. The datashows that the most popular option, however, is Business, with 13 students choosing a course with a Business aspect. Following that, the most popular choices are Pre-University Teaching (3), Architectural Technology (2), Sport (2) and Art (3) courses.

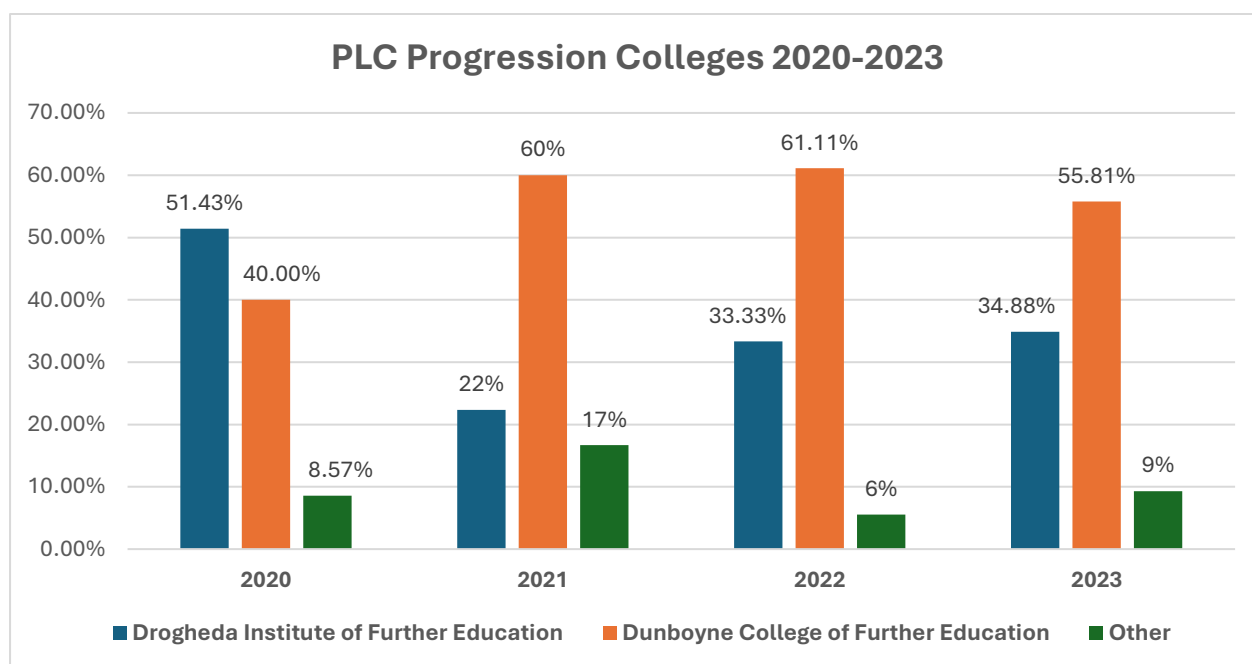
PLC Courses	Students
Animal Care	1
Music	1
Psychology	1
Pre-University Teaching	3
Law	1
Journalism	1
Architectural Technology	2
Pre Nursing	1
Hairdressing	1
Business	13
Art	3
Pre-University Engineering	2
Equine Science	1
Property Management	2
Pre Apprenticeship Mechanic	1
Sports Management/ Physio	2
Social Studies	1
Childcare	1
Science	1
Pre-University Arts	1
Personal Trainer	1
No Response	2
Total	43

PLC Trends 2020-2023

Over the past three years, there has been a noticeable increase in the number of students attending PLC colleges, especially a move from DIFE to Dunboyne. One contributing factor to this trend is the structure of the SUSI grant, which comprises two components for maintenance support. The first component, the Non-Adjacent Maintenance Grant, is awarded to students attending colleges located over 30km away from their residence, while the second component, the Adjacent Grant, is designated for students attending colleges within 30km of their dwelling.

DIFE is approximately 29km from most students' home addresses, whereas Dunboyne is 33km away. Consequently, in financial terms, students travelling over 30km may receive a grant double in value compared to those travelling under 30km.

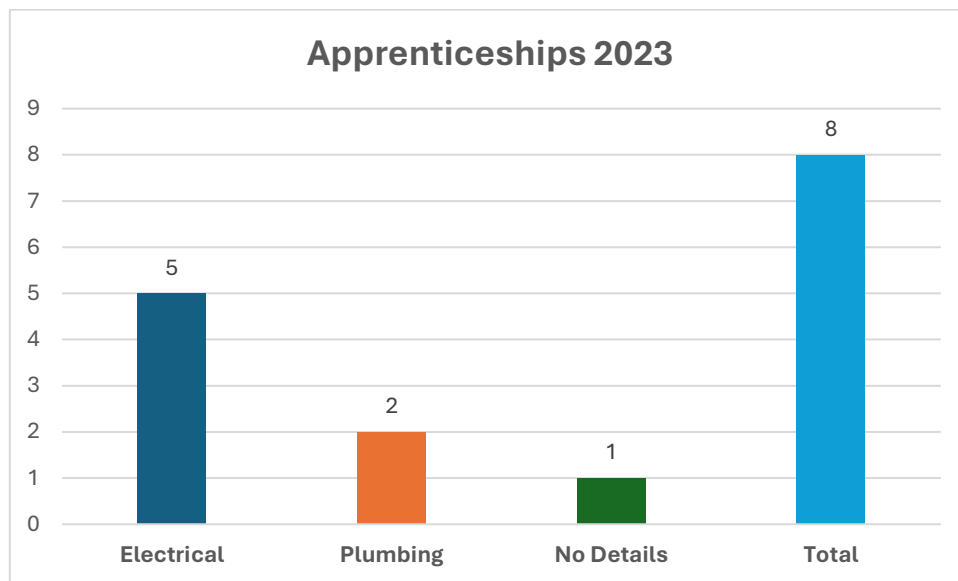
Post Leaving Cert College	2020	2021	2022	2023
Drogheda Institute of Further Education	51.43%	22%	33.33%	34.88%
Dunboyne College of Further Education	40.00%	60%	61.11%	55.81%
Other	8.57%	17%	6%	9%
Total	100.00%	99%	100.00%	100.00%



Apprenticeships

From the data gathered, 8 apprenticeships have been undertaken by this group, 5 were in the electrical field, 2 in the plumbing field and one who did not disclose their apprenticeship field.

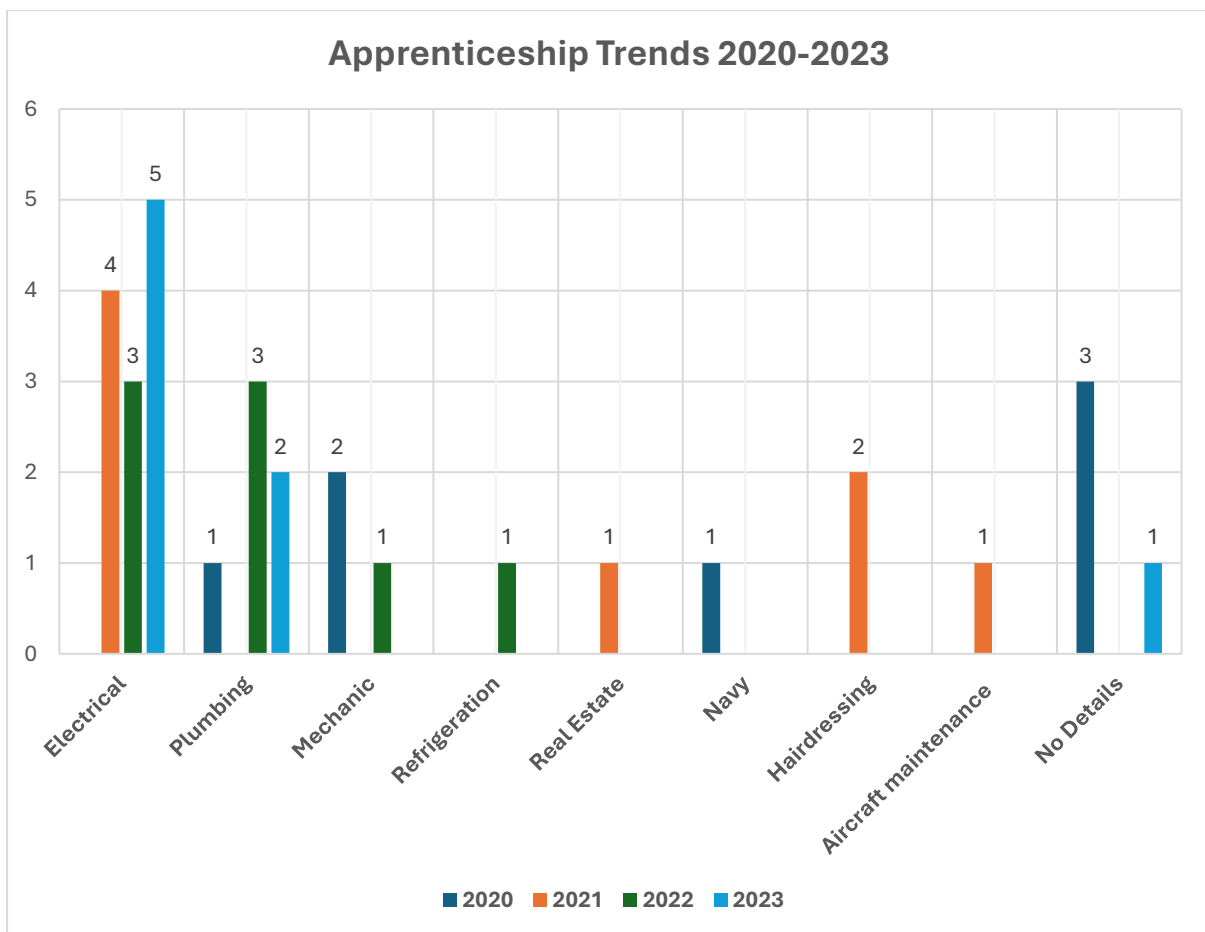
Apprenticeships	2023	2023%
Electrical	5	63%
Plumbing	2	25%
No Details	1	13%
Total	8	100%



Trends in Apprenticeships

The data highlights that students continue to go for the more traditional apprenticeships. This has been consistent over the last 4 years with the electrical apprenticeship continuing to be the most popular.

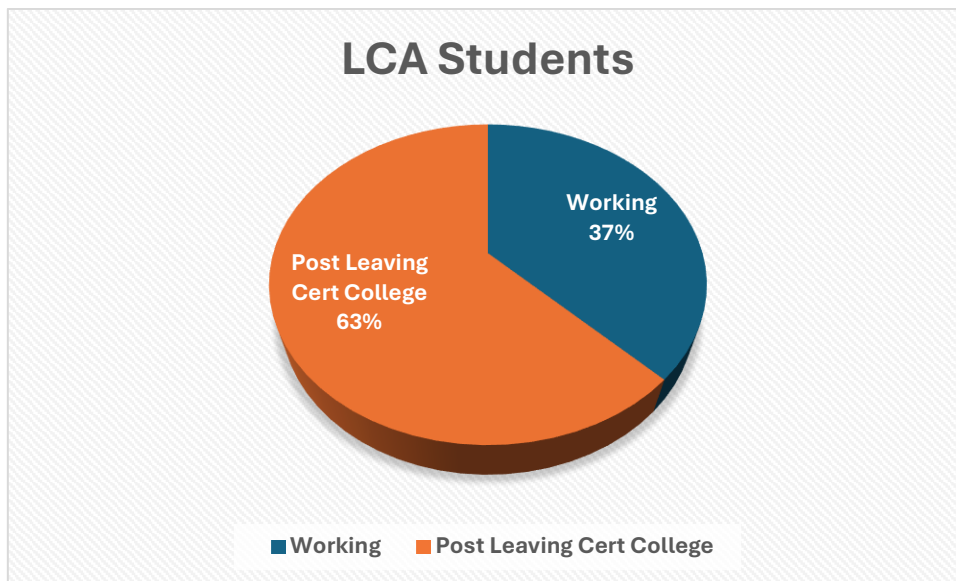
Apprenticeships	2020	2020%	2021	2021%	2022	2022%	2023	2023%
Electrical			4	50%	3	38%	5	63%
Plumbing	1	14%		0%	3	38%	2	25%
Mechanic	2	29%		0%	1	13%		0%
Refrigeration		0%		0%	1	13%		0%
Real Estate		0%	1	13%		0%		0%
Navy	1	14%		0%		0%		0%
Hairdressing		0%	2	25%		0%		0%
Aircraft Maintenance		0%	1	13%		0%		0%
No Details	3	43%		0%		0%	1	13%
Total	7	1	8	100%	8	100%	8	100%



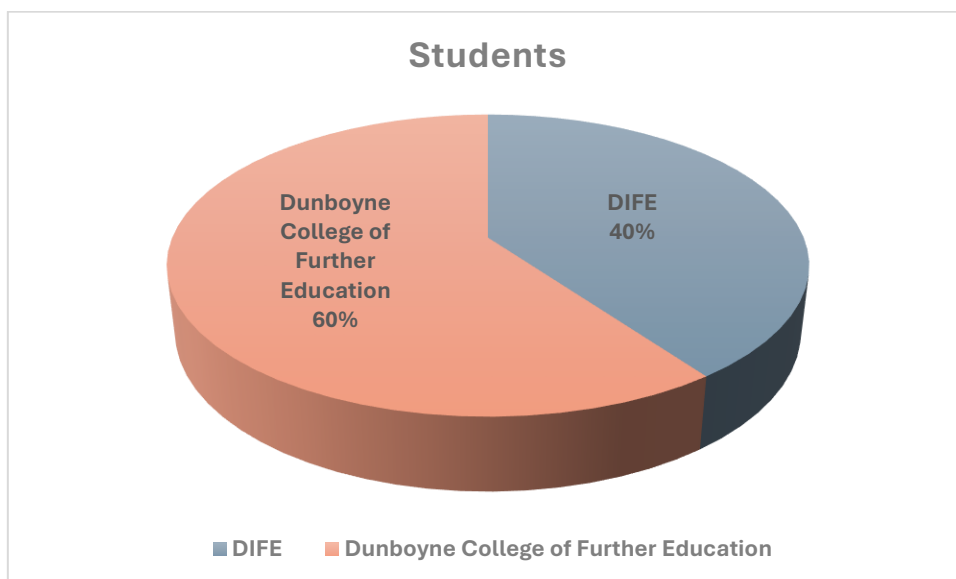
Leaving Certificate Applied Progression

Nine students sat the Leaving Cert Applied last year. Data was gathered on eight of these students. Their progression is as follows;

LCA Progression	Students	% Students
Working	3	38%
Post Leaving Cert College	5	63%
Total	8	100%



The Leaving Cert Applied students are doing a variety of course including Pre-Physio, Animal Care, Beauty Therapy, Barbering and Arcitectual Technology. Three students are attending Dunboyne College with the other two attending DIFE.



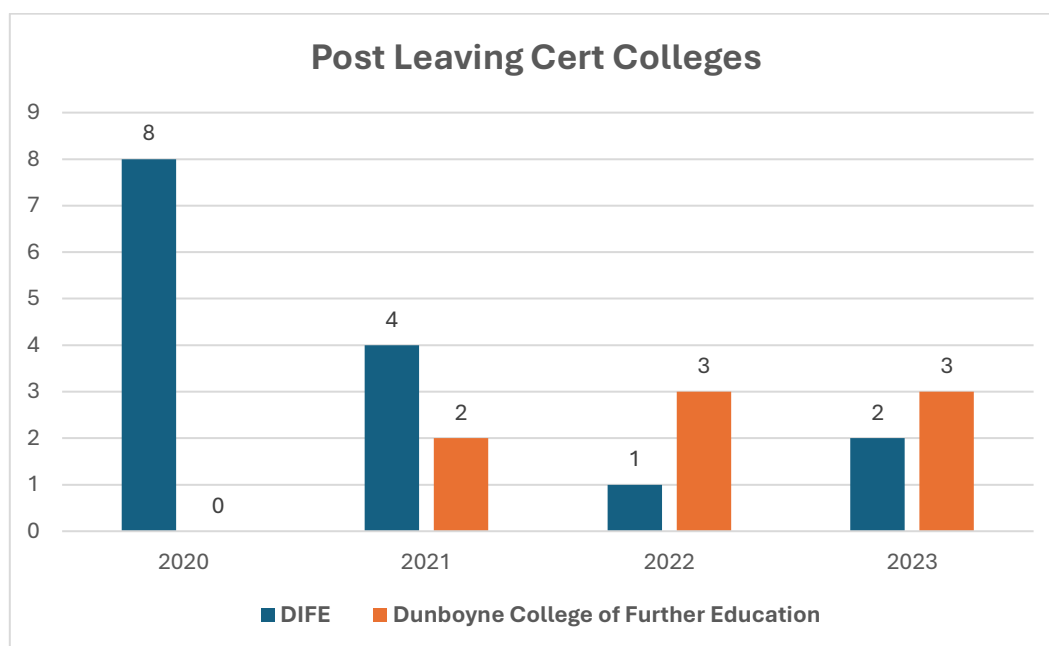
Leaving Cert Applied Trends

The data shows a decline in the number of students taking up apprenticeships through the Leaving Cert Applied Programme. However, the number of those attending Post-Leaving Cert colleges still remains high.

Progression	2020	2021	2022	2023
Apprenticeship	4	1	1	
PLC Course	8	6	5	5
University	1			
National Learning Network		1	1	
Working		1	3	3
Seeking Employment		1		
Army		1		

Over the last number of years, the trend has been towards Dunboyne College of Further Education for LCA students, which mirrors the Traditional Leaving Cert students.

Post Leaving Cert Colleges	2020	2021	2022	2023
DIFE	8	4	1	2
Dunboyne College of Further Education	0	2	3	3



SUSI and Scholarships

The data for SUSI is skewed data, as not everyone answered the question. The school also had to contact some parents regarding the progression of their children, and they were unsure as to whether they were successful in their application. From the information received, the following conclusions can be drawn.

Fifty-two students applied to SUSI, with forty-eight students successfully receiving some form of the student grant. It must be noted that the income threshold for SUSI increased to €100,000 for the academic year 2023/24.

Two students received Sports Scholarships, one to an American College and one to UCD.

Conclusions and Recommendations

Universities

With over 76% of our students attending three local universities, the 2024/25 school year should aim to strengthen ties with the universities by attending Open Days and Career Guidance services on these campuses.

Institute of Technologies

Stronger links need to be created with DKIT. The trend shows that the number of students attending Institute of Technologies has decreased over the last few years. It should also be noted that since 2020, many Institutes of Technology have merged into Technical Universities. Students may be opting to complete a PLC rather than attending an Institute of Technology. The Guidance team should attend Open Days and in-services where possible.

Post Leaving Cert Colleges

The Guidance team should continue to build relationships with Dunboyne College of Further Education and Drogheda Institute of Education, as these are the main progression routes for our students. I hope to attend the Career Guidance services in these colleges in the academic year 2024/25.

International Universities

Stronger links must be made with the University of Ulster, as many of their Health Science Programmes are free. An Open Day to one of their campuses over a weekend is possible. More links need to be created with EUNICAS, and the guidance teams should invite them to visit the school in person.

Apprenticeships

The Guidance team need to promote apprenticeships more, especially in the Leaving Cert Applied classes. More links should be built with the businesses in the local community. Promotion of the non-traditional apprenticeships needs to be addressed as the school has no uptake in the new apprenticeships on offer. Guest speakers and former students should be invited in to speak to the classes.